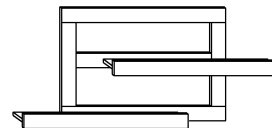




VIK-13

VIKI - PÓŁKA DUŻA

→ 120 ↑ 55 ↘ 19



x 7



a

x 4



b

x 6



c

x 6



d

x 8 (3x13)



e

x 1 kpl.

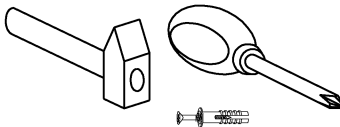


f

x 1



g



20 min



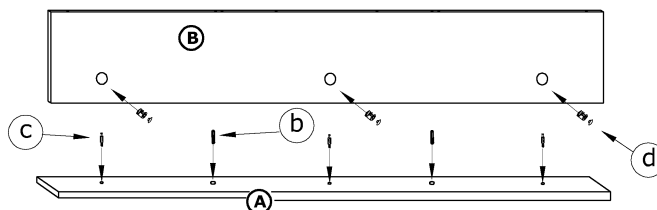
1 - FAZY MONTAŻU

A - OZNACZENIE ELEMENTÓW

a - OZNACZENIE AKCESORIÓW

1

x 2 ↓



2

