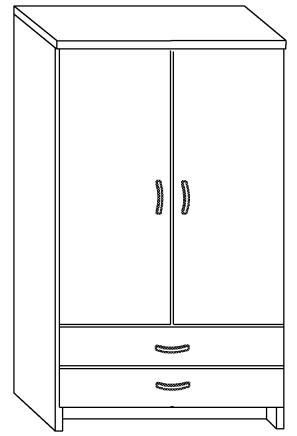




SZAFKA 2D-2S

→ 90 × 183 × 47



x 8



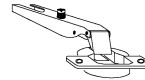
a

x 20



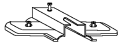
b

x 6



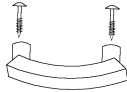
c

x 6



d

x 4



e

x 5



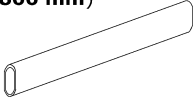
f

x 2



g

x 1 (866 mm)



h

x 44
(4x16)



i

x 24
(3,5x30)



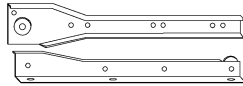
j

x 4



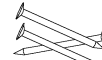
k

x 2 kpl. (400 mm)



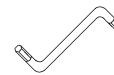
l

x 60




m

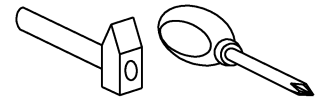
x 1



n



60 min

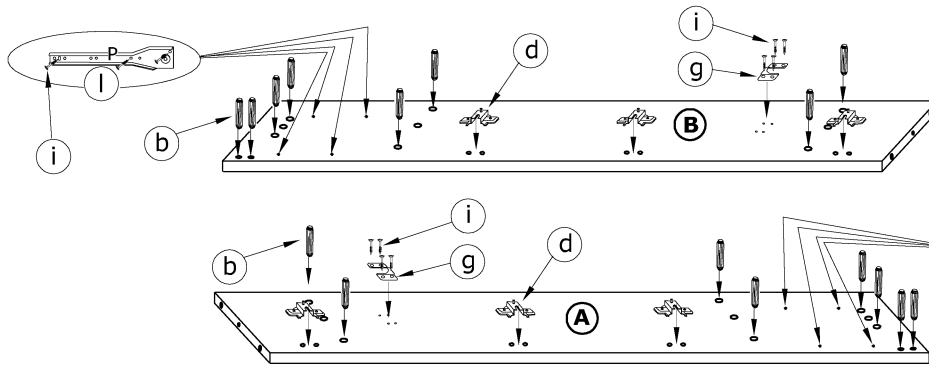


1 - FAZY MONTAŻU

A - OZNACZENIE ELEMENTÓW

a - OZNACZENIE AKCESORIÓW

1



2

