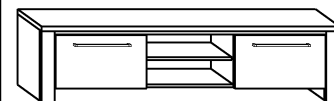


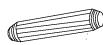


HELIX

→ 160 ↑ 41 ↘ 44



x 4



x 10



x 16



x 16



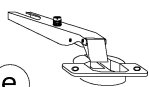
(a)

(b)

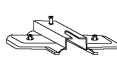
(c)

(d)

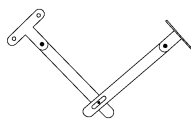
x 4



x 4



x 2



x 2



40 min



(e)

(f)

(g)

(h)

x 4



x 5



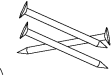
x 16
(3,5x16)



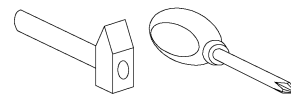
x 4
(3,5x30)



x 60



x 1



(i)

(j)

(k)

(l)

(m)

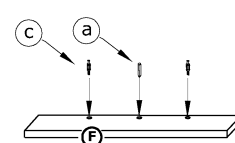
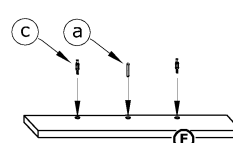
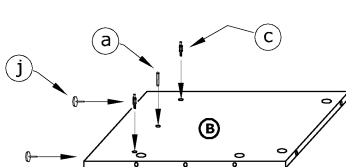
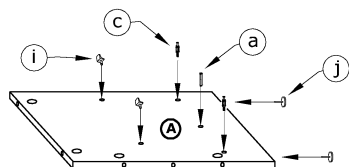
(n)

① - FAZY MONTAŻU

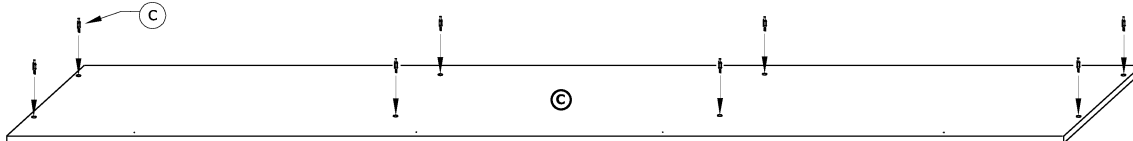
Ⓐ - OZNACZENIE ELEMENTÓW

ⓐ - OZNACZENIE AKCESORIÓW

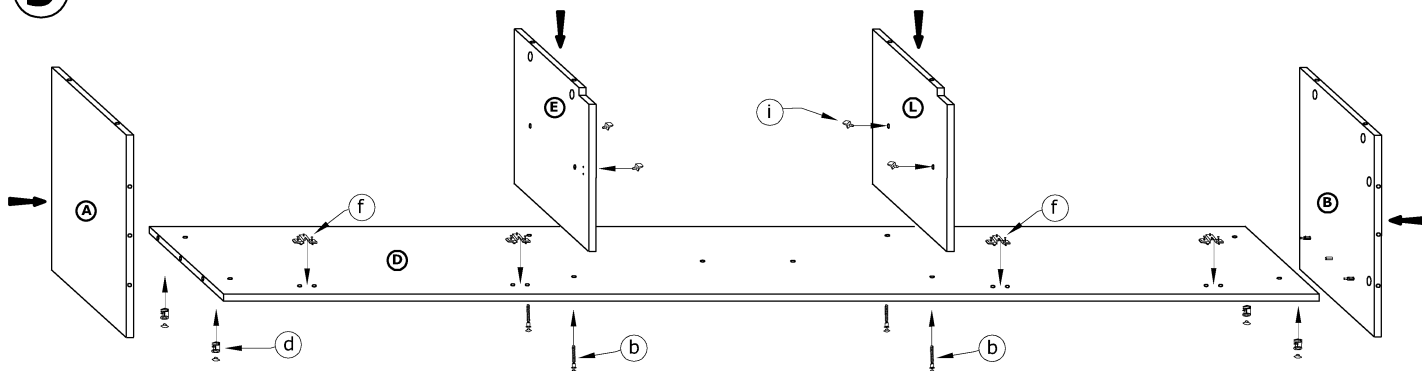
①



②



③



④

